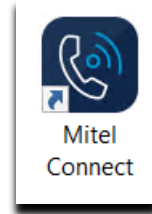
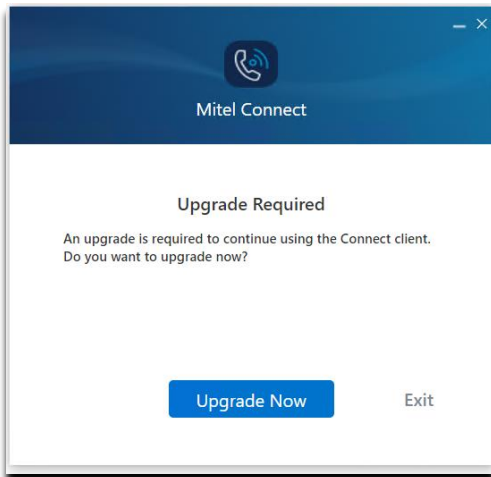
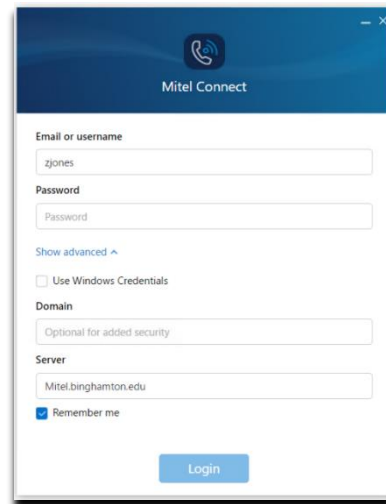


After you have clicked on your Mitel Connect application icon



You should be prompted to log in as normal unless you have the Remember me box selected then, you will automatically be logged in and prompted to Upgrade your Connect application.



Select Upgrade Now to begin the process.

After the process completes, you may be asked to approve the changes and have to click Accept and Next to finish the process. Once complete, your application will run as normal.

