


INSTRUCTIONS TO DOWNLOAD THE GUIDEBOOK APP

1. Go to your phone's App store.





2. In the App store, search for "Guidebook."
3. Download the Guidebook App to your mobile device.



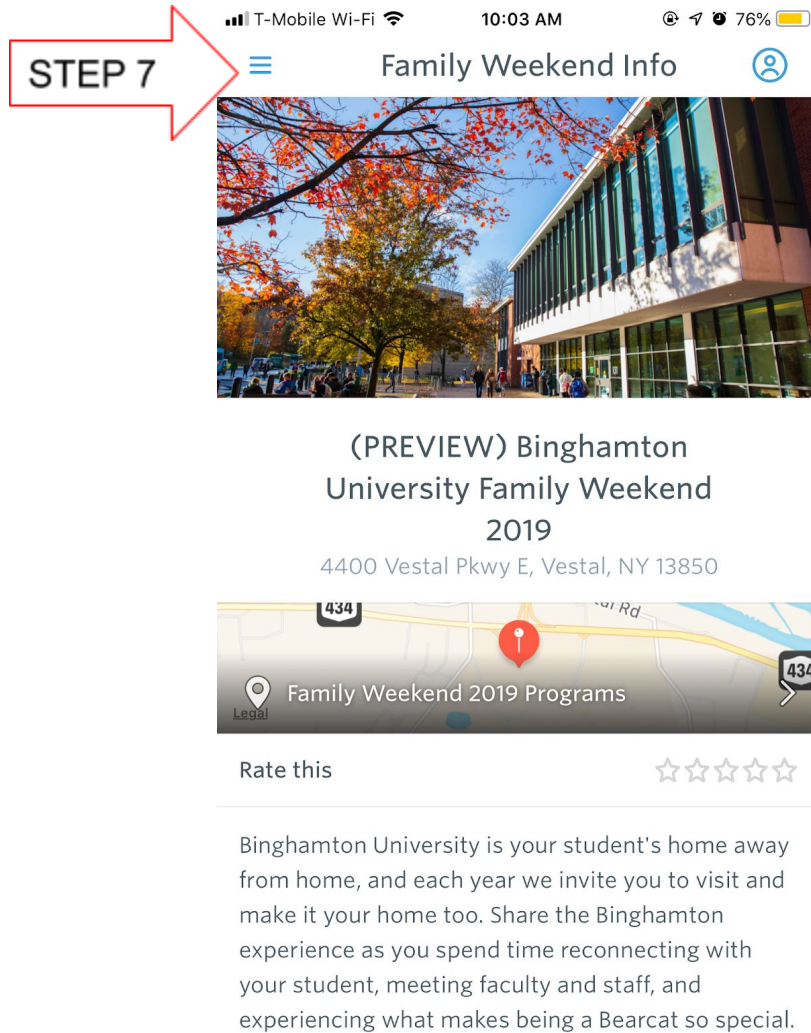
4. Once downloaded, open the Guidebook App.

5. Once in the Guidebook App, look at the bottom right corner and click “Find Guides.”
6. Search for “Binghamton University Family Weekend 2019.”

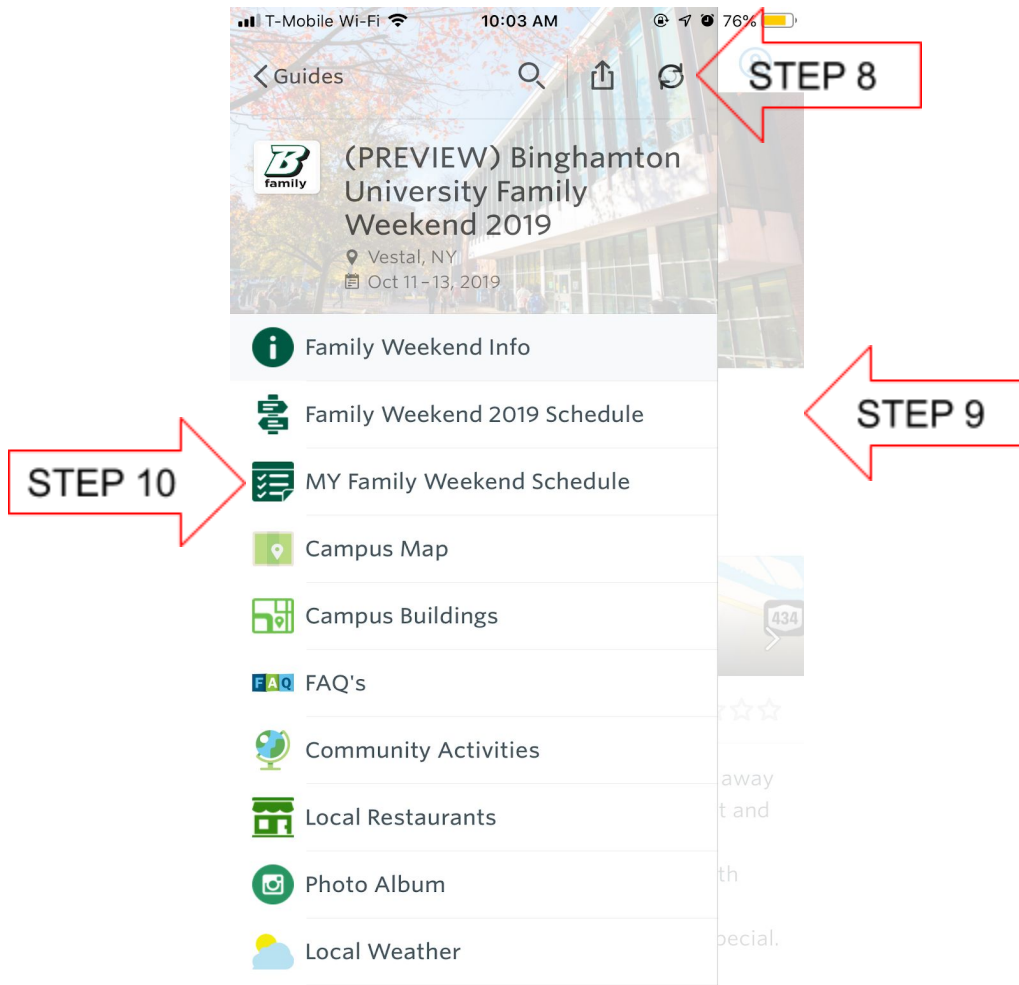


- a. Look for the Bfamily  icon. Make sure it is the 2019 guide, and not the guide from 2018 (last year.)
- b. Select 'GET' on the right to download the guide to your Guidebook App. or select “Binghamton University Family Weekend 2019” and press “Download Guide.”

7. Now this guide can be found in “MY GUIDES.”



8. The navigation menu can be found using the three lined icon symbol ☰ on the top left.
9. QUICK TIP: To stay up to date, make sure to REFRESH the guide (top right corner).
10. In the navigation menu, press "Family Weekend 2019 Schedule" to see the schedule.
 - a. Click the (+) symbol to add events to make your own personal schedule.
11. To view your own personal schedule, go back to Navigation menu and click 'MY Family Weekend Schedule'.



Don't forget to check out the other items in the Navigation Menu with recommendations of community restaurants and resources!

If you have any questions, find us at the Family Weekend Welcome Center in Old Union Hall, University Union on Friday from 4 - 7 p.m. and on Saturday from 8 a.m. - 4 p.m. or at the Events Center concourse from Noon - 2 p.m.