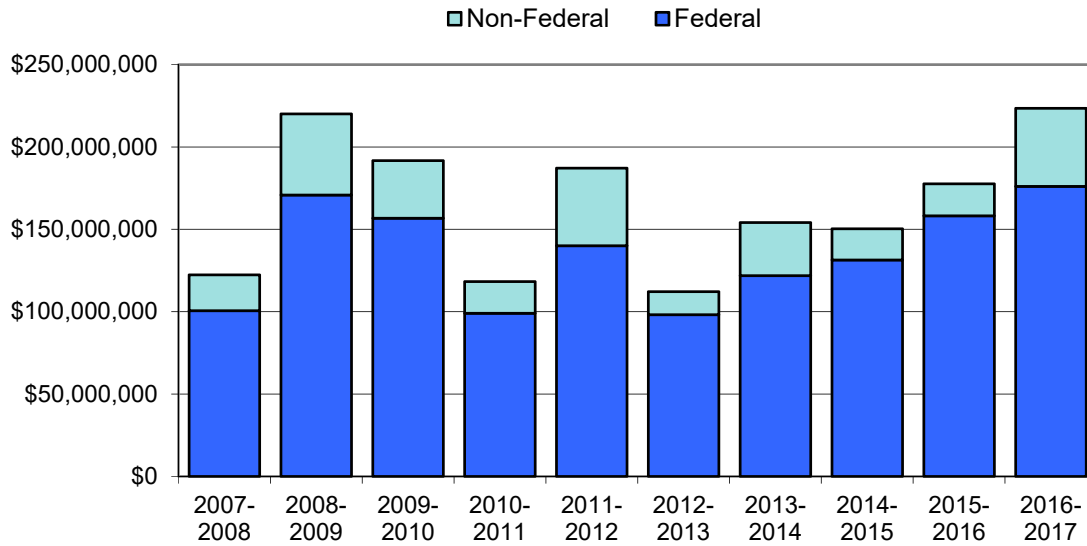


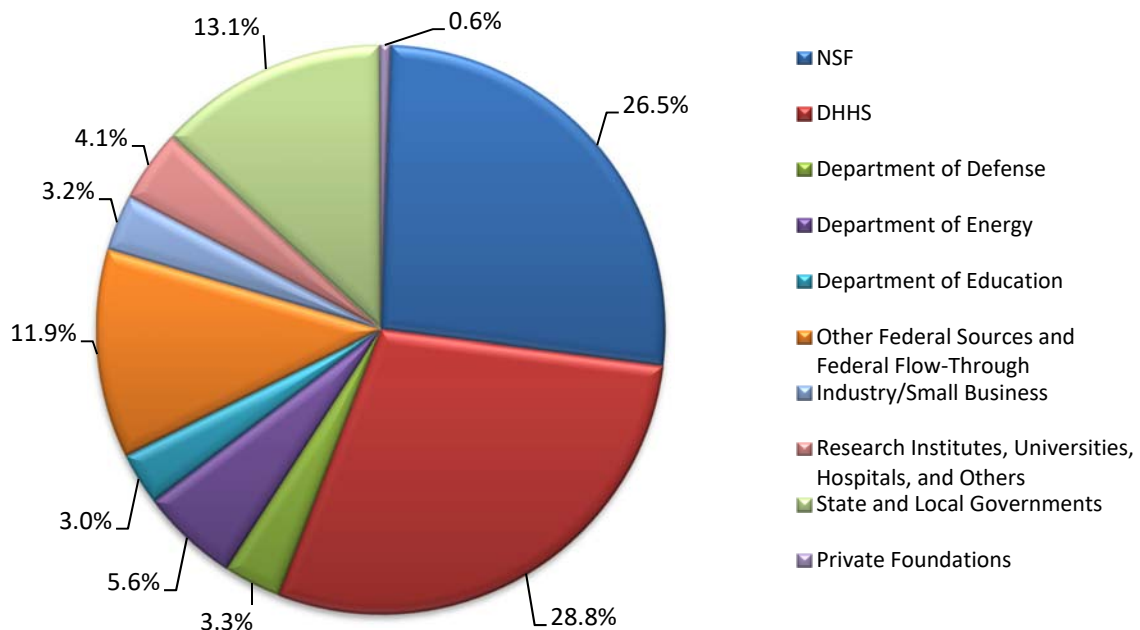
Binghamton University Application Comparison • FY 2007-2017



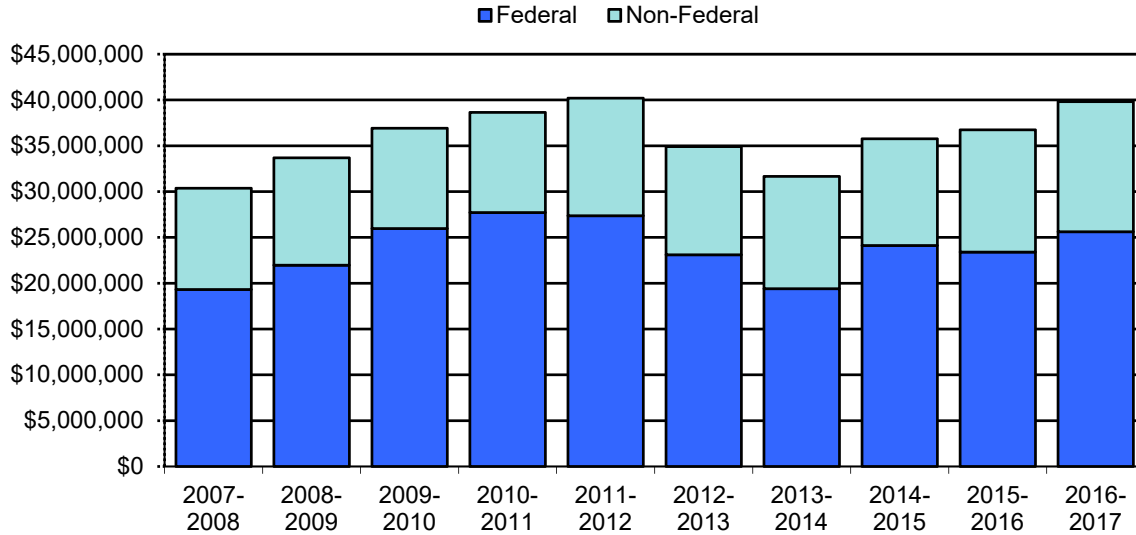
Binghamton University Applications • FY 2016-2017 (by school/unit)

Harpur College of Arts and Sciences.....	\$102,978,424
Thomas J. Watson School of Engineering and Applied Science	78,605,356
School of Pharmacy and Pharmaceutical Sciences	15,683,136
Administration.....	7,906,130
School of Management.....	6,133,962
College of Community and Public Affairs	5,941,543
Graduate School of Education	2,726,987
Decker School of Nursing.....	3,467,733
Total Applications	\$223,443,271

Binghamton University Applications by Sponsor • FY 2016-2017 (by dollars requested)



Binghamton University Expenditures Comparison • FY 2007-2017



Binghamton University Expenditures • FY 2016-2017 (by school/unit)

Harpur College of Arts and Sciences.....	\$18,916,956
Thomas J. Watson School of Engineering	14,046,428
Administration.....	3,450,671
Graduate School of Education	1,182,625
College of Community and Public Affairs.....	1,053,766
Decker School of Nursing	833,790
School of Pharmacy and Pharmaceutical Sciences	205,617
School of Management.....	<u>125,713</u>
Total Expenditures	\$39,815,566

Binghamton University Expenditures by Sponsor • FY 2016-2017

