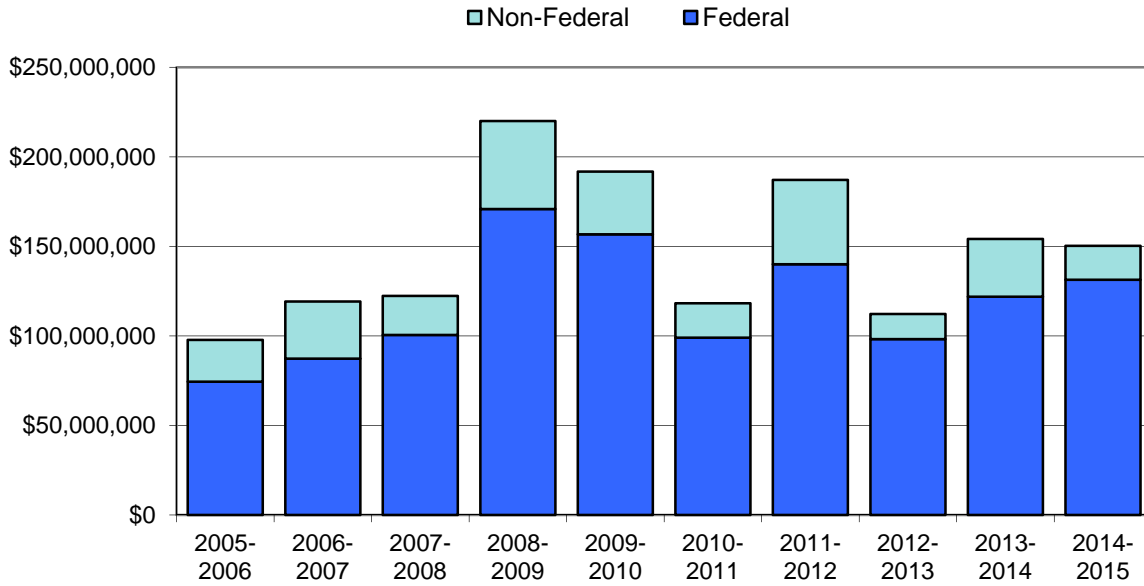


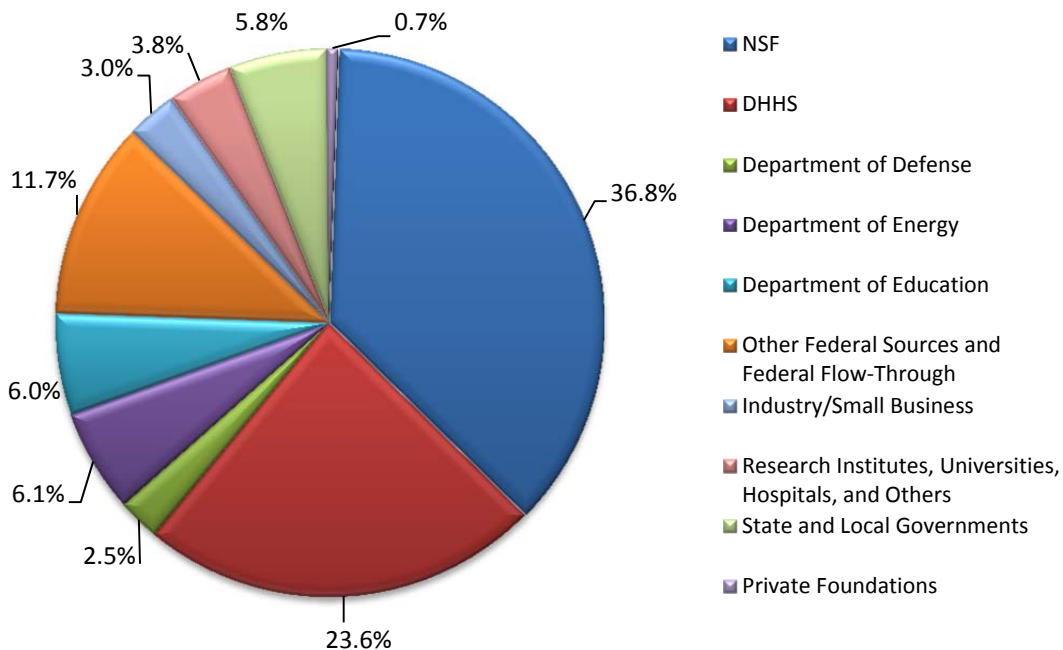
Binghamton University Application Comparison • FY 2005-2015



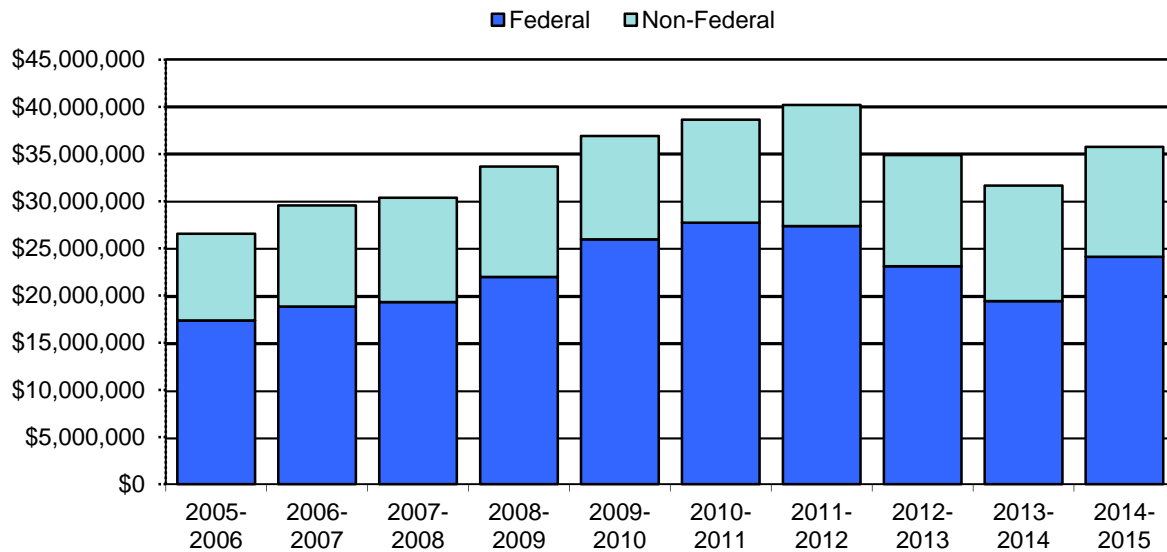
Binghamton University Applications • FY 2014-2015 (by school/unit)

Harpur College of Arts and Sciences.....	\$66,993,564
Thomas J. Watson School of Engineering and Applied Science.....	57,163,979
Graduate School of Education	10,189,121
Administration.....	12,420,362
College of Community and Public Affairs	1,607,913
Decker School of Nursing.....	1,046,895
School of Management.....	897,745
Total Applications	\$150,319,579

Binghamton University Applications by Sponsor • FY 2014-2015 (by dollars requested)



Binghamton University Expenditures Comparison • FY 2005-2015



Binghamton University Expenditures • FY 2014-2015 (by school/unit)

Harpur College of Arts and Sciences	\$16,912,050
Thomas J. Watson School of Engineering	9,910,849
Graduate School of Education	4,204,781
Administration.....	3,714,622
Decker School of Nursing.....	789,164
College of Community and Public Affairs.....	161,467
School of Management.....	73,254
Total Expenditures	\$35,766,187

Binghamton University Expenditures by Sponsor • FY 2014-2015

