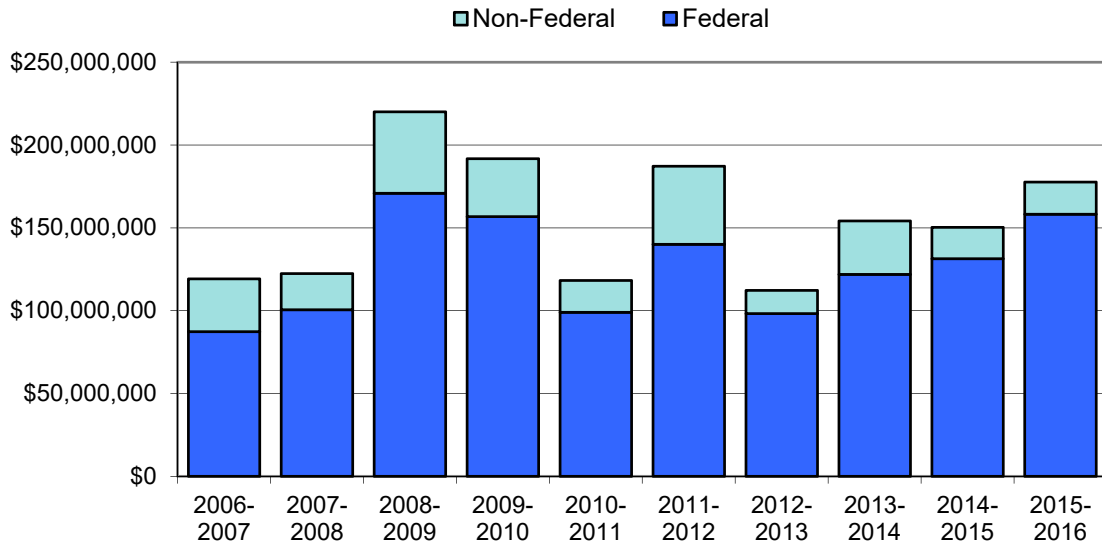


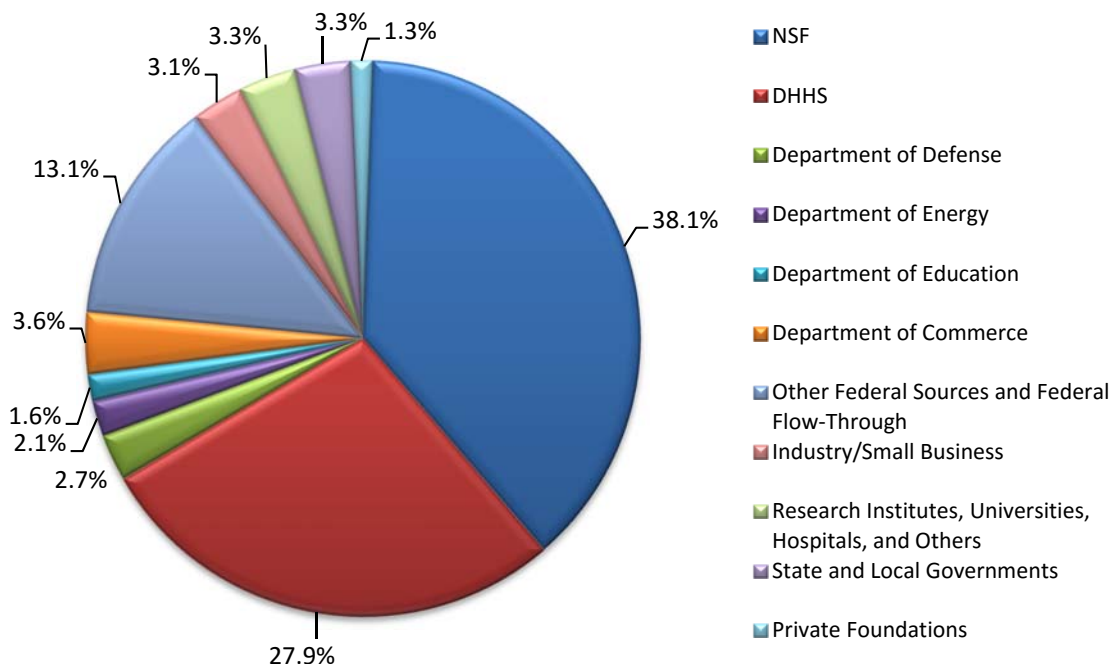
Binghamton University Application Comparison • FY 2006-2016



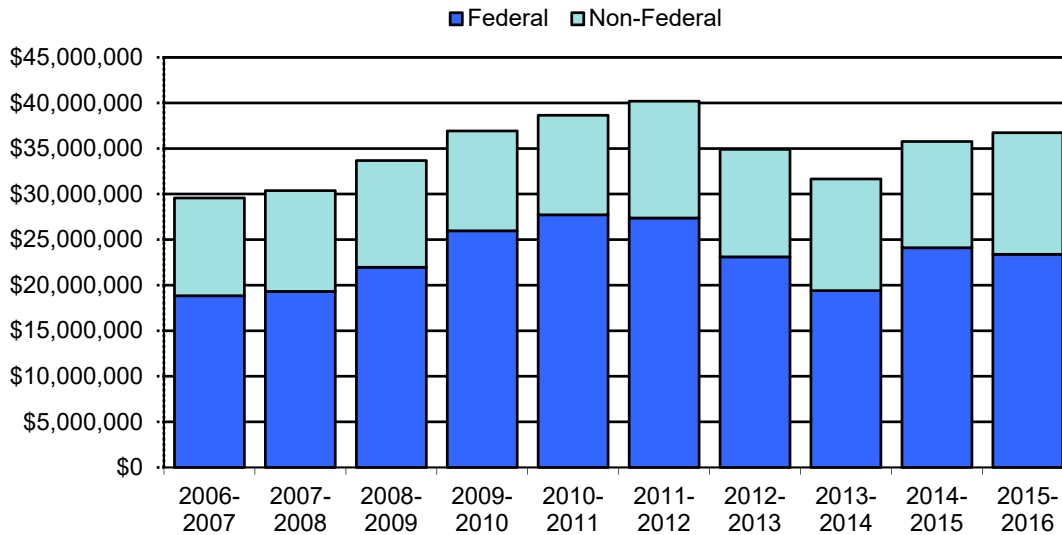
Binghamton University Applications • FY 2015-2016 (by school/unit)

Harpur College of Arts and Sciences.....	\$98,259,862
Thomas J. Watson School of Engineering and Applied Science.....	60,226,774
Administration.....	7,964,298
College of Community and Public Affairs	4,245,004
Graduate School of Education	2,844,242
Decker School of Nursing.....	2,118,736
School of Management.....	1,967,669
Total Applications	\$177,626,585

Binghamton University Applications by Sponsor • FY 2015-2016 (by dollars requested)



Binghamton University Expenditures Comparison • FY 2006-2016



Binghamton University Expenditures • FY 2015-2016 (by school/unit)

Harpur College of Arts and Sciences	\$18,562,109
Thomas J. Watson School of Engineering	11,931,637
Administration	3,406,863
Graduate School of Education	1,247,687
College of Community and Public Affairs.....	821,802
Decker School of Nursing	704,078
School of Management.....	<u>63,500</u>
Total Expenditures	\$36,737,676

Binghamton University Expenditures by Sponsor • FY 2015-2016

