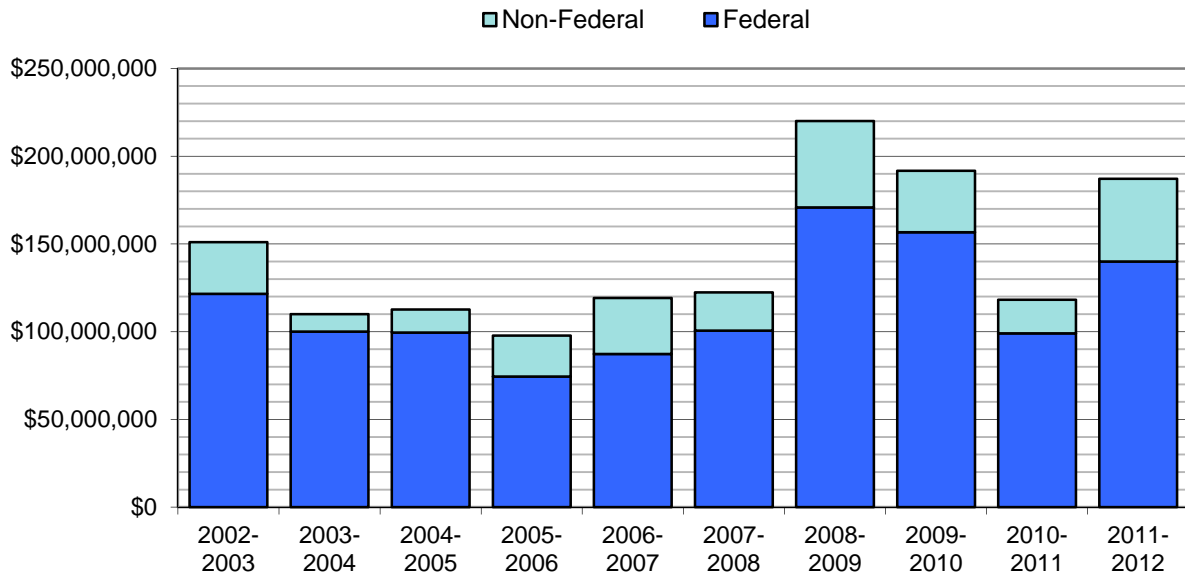


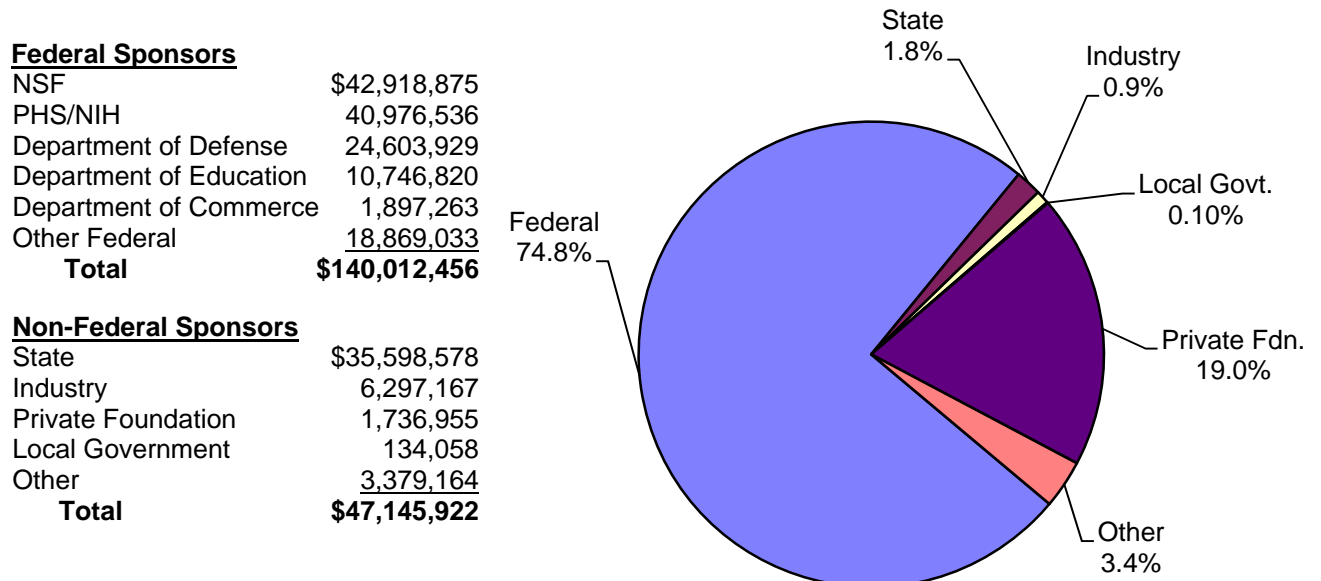
Binghamton University Application Comparison • FY 2002-2012



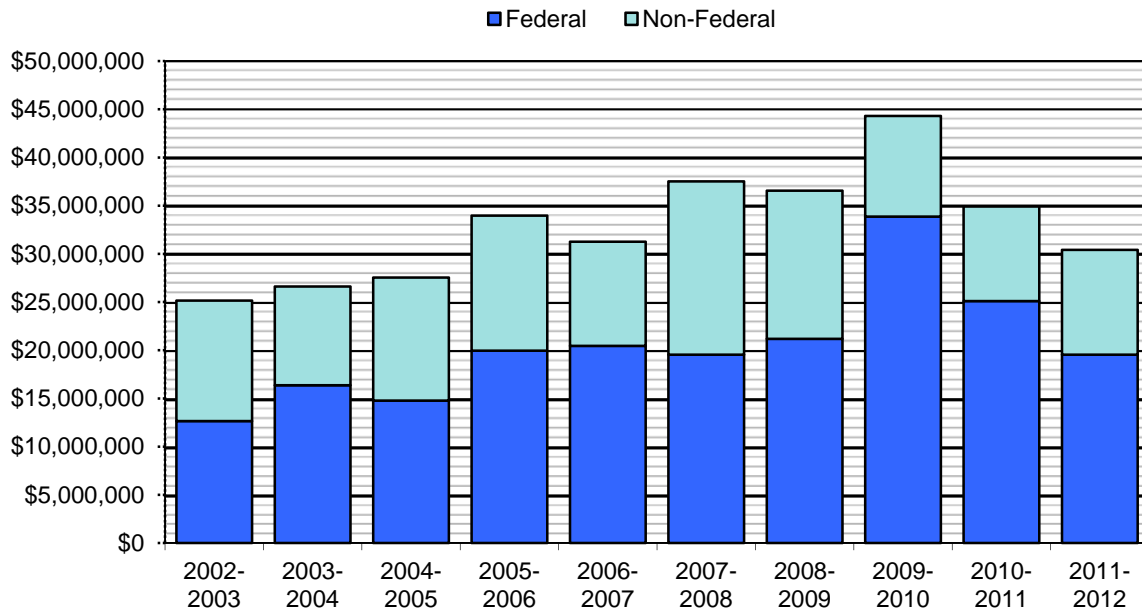
Binghamton University Applications • FY 2011-2012 (by school/unit)

Harpur College of Arts and Sciences	\$104,495,696
Thomas J. Watson School of Engineering and Applied Science	55,757,882
Graduate School of Education	11,656,445
Administration.....	10,303,416
College of Community and Public Affairs	3,154,575
Decker School of Nursing.....	977,040
School of Management	813,324
Total Applications	\$187,158,378

Binghamton University Applications by Sponsor • FY 2011-2012



Binghamton University Committed Funds Comparison • FY 2002-2012



Binghamton University Committed Funds • FY 2011-2012 (by school/unit)

Harpur College of Arts and Sciences.....	\$10,397,874
Thomas J. Watson School of Engineering.....	10,446,740
Administration	6,786,773
Graduate School of Education	1,003,886
Decker School of Nursing	909,478
College of Community and Public Affairs.....	871,526
School of Management.....	2,558
Total Committed Funds	\$ 30,418,834

Binghamton University Committed Funds by Sponsor • FY 2011-2012

Federal Sponsors

PHS/NIH	\$6,195,265
Department of Defense	6,093,061
Department of Education	1,806,784
NSF	1,553,375
NEH/NEA	71,400
Other Federal	3,819,691
Total	\$19,539,576

Non-Federal Sponsors

Industry	\$3,823,402
State	3,493,462
Private Foundation	605,465
Local Government	180,159
Other	2,776,770
Total	\$10,879,258

