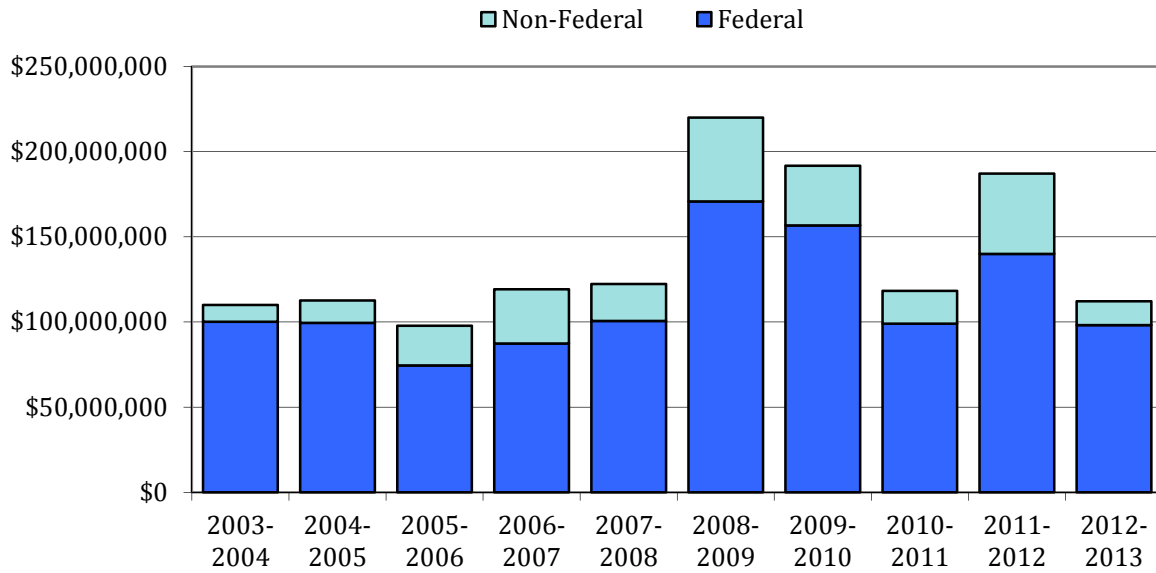


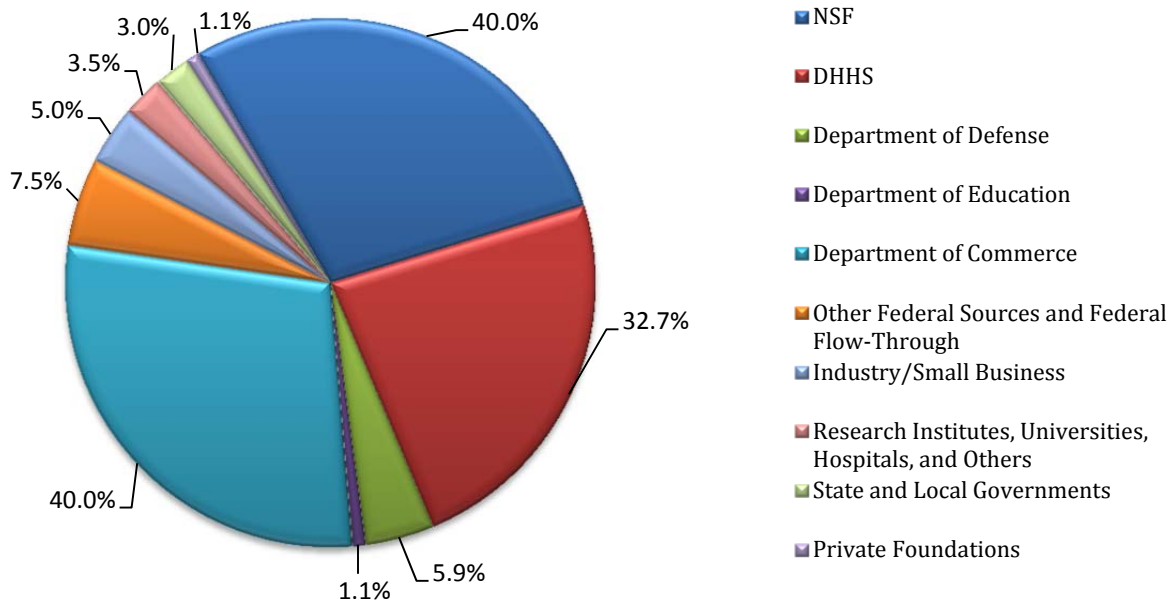
Binghamton University Application Comparison • FY 2003-2013



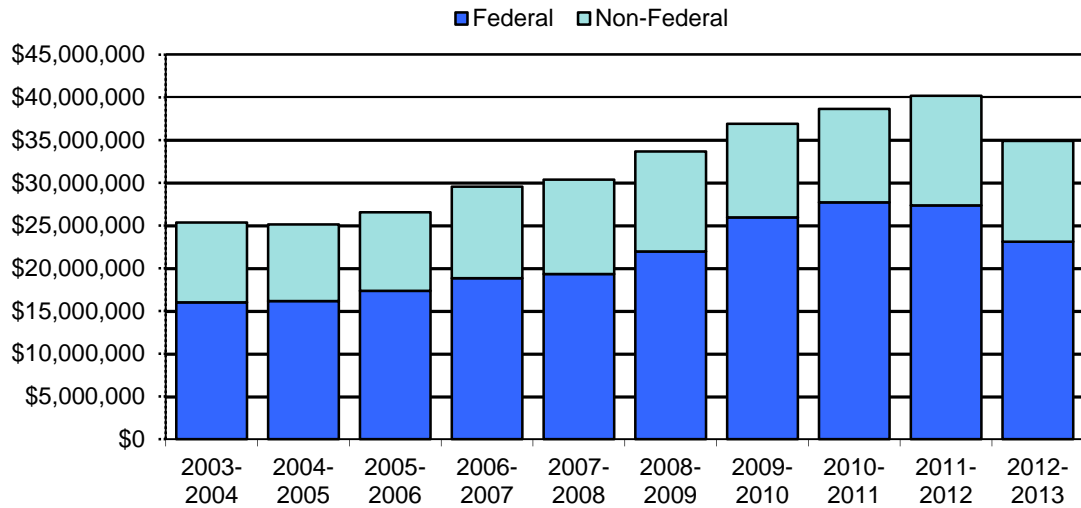
Binghamton University Applications • FY 2012-2013 (by school/unit)

Harpur College of Arts and Sciences	\$60,263,562
Thomas J. Watson School of Engineering and Applied Science	42,415,699
Administration	3,094,438
Graduate School of Education	2,841,582
Decker School of Nursing	1,948,692
College of Community and Public Affairs	821,454
School of Management	813,233
Total Applications	\$112,198,660

Binghamton University Applications by Sponsor • FY 2012-2013



Binghamton University Expenditures Comparison • FY 2003-2013



Binghamton University Expenditures • FY 2012-2013 (by school/unit)

Harpur College of Arts and Sciences	\$15,555,432
Thomas J. Watson School of Engineering	11,069,766
Administration	5,128,823
Graduate School of Education	1,051,968
Decker School of Nursing	1,036,361
College of Community and Public Affairs.....	989,640
School of Management.....	71,706
Total Expenditures	\$ 34,903,696

Binghamton University Expenditures by Sponsor • FY 2012-2013

