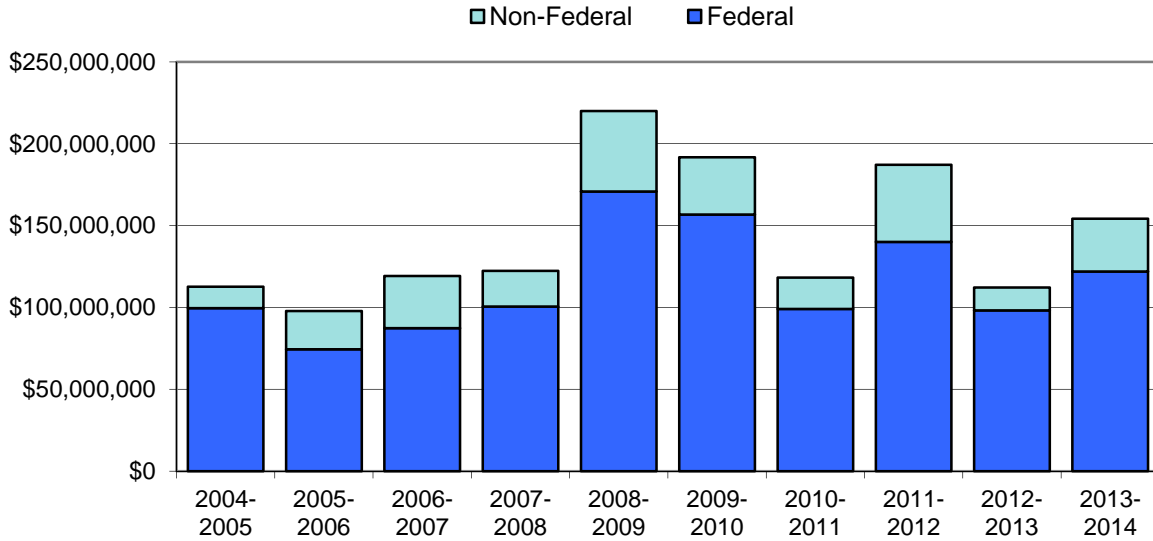


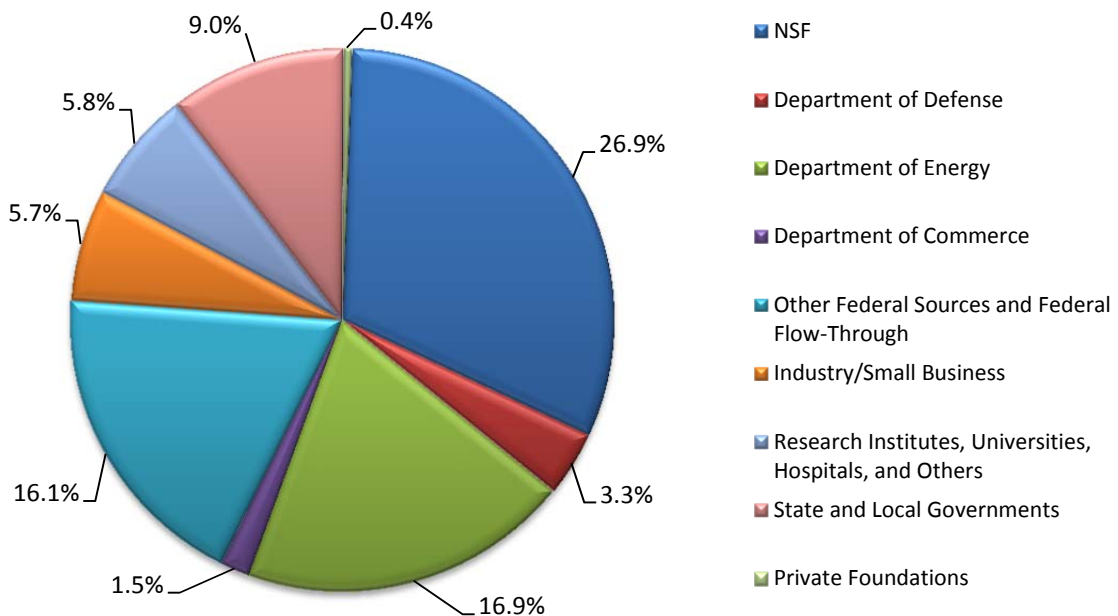
Binghamton University Application Comparison • FY 2004-2014



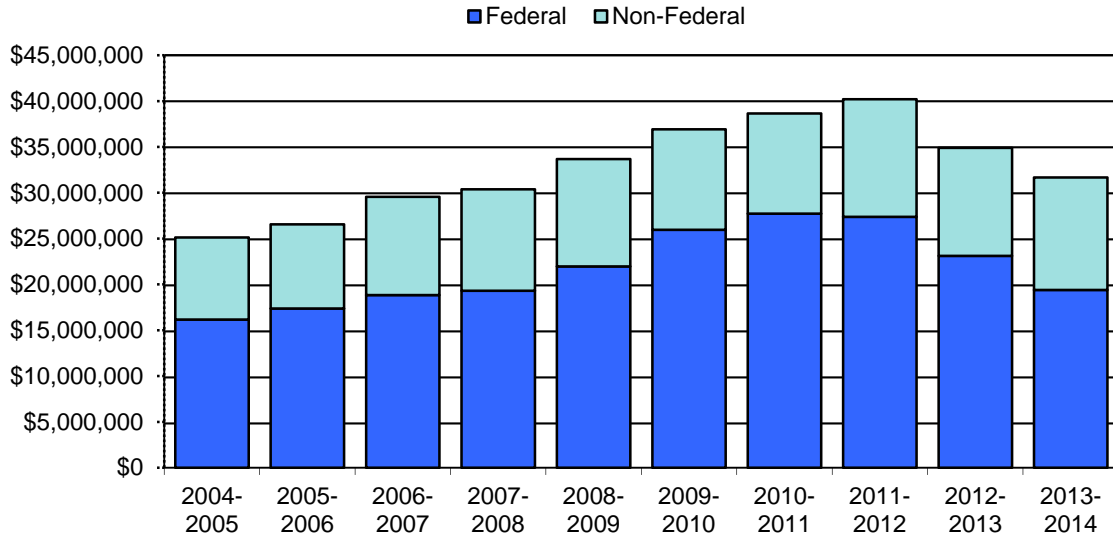
Binghamton University Applications • FY 2013-2014 (by school/unit)

Harpur College of Arts and Sciences.....	\$77,475,132
Thomas J. Watson School of Engineering and Applied Science.....	61,806,331
Administration.....	10,447,488
Decker School of Nursing.....	2,586,020
College of Community and Public Affairs.....	915,660
School of Management.....	529,882
Graduate School of Education.....	397,844
Total Applications	\$154,158,357

Binghamton University Applications by Sponsor • FY 2013-2014 (by dollars requested)



Binghamton University Expenditures Comparison • FY 2004-2014



Binghamton University Expenditures • FY 2013-2014 (by school/unit)

Harpur College of Arts and Sciences	\$14,839,984
Thomas J. Watson School of Engineering	10,772,089
Administration	3,872,191
Graduate School of Education	1,192,389
Decker School of Nursing	770,754
College of Community and Public Affairs.....	132,309
School of Management.....	<u>82,641</u>
Total Expenditures	\$ 31,662,357

Binghamton University Expenditures by Sponsor • FY 2013-2014

